

Product information

Colours

Here are all the shapes and colours in the range
 (please see chart on the following pages for all product codes).

WHITE	DOVER WHITE	CHESTER MEWS*	HOLKHAM DUNE*
BUFF	RED	BROWN	REVIVAL GREY*
OLD LONDON	ROYAL PALLADIAN	REGENCY BATH	GREEN
GREY	BLUE	PUGIN BLUE*	BLACK

* New colours introduced in 2014.

Free CAD design database

Interior designers and architects working with CAD (computer aided design) systems can obtain a free CAD database to help with the planning of geometric pattern floors. It can be downloaded from our website at www.originalstyle.com/cad

A CAD software programme is required to run the database. It will help you:

- Visualise floor layouts in their intended settings
- Design tiling layouts from scratch
- Experiment with different colour/pattern/border combinations
- Calculate tile quantities required

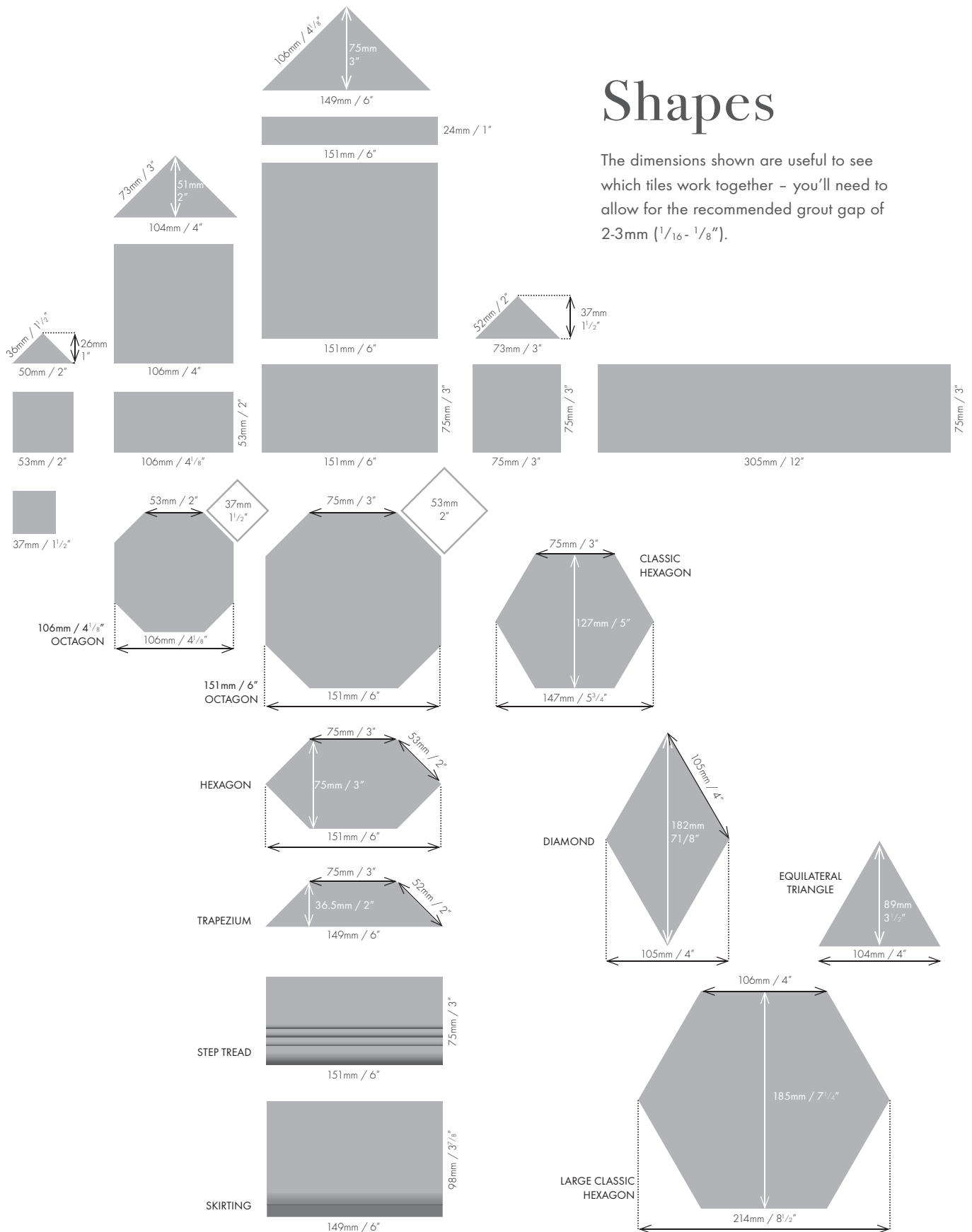
3D room visualisations are also available – please contact Customer Services for more details.

























Tip
























Certain shapes have been especially designed to coordinate with others, for example: Large Classic Hexagon 185mm (7 1/4"), Diamond and Equilateral Triangle, Small Octagon 106mm (4 1/8") and Square 37mm (1 1/2"), Large Octagon 151mm (6") and Square make the classic Octagon dot pattern

Shapes





The dimensions shown are useful to see which tiles work together - you'll need to allow for the recommended grout gap of 2-3mm ($\frac{1}{16}$ - $\frac{1}{8}$ ").



			RED	BUFF	BLACK	WHITE	BROWN	BLUE	GREEN	GREY
SQUARES		151 x 151mm 44 pcs per m ² 6 x 6" 4 pcs per sq.ft (approx)	6106V	6206V	6306V	6406V	6506V	6606V	6706V	6806V
		106 x 106mm 89 pcs per m ² 4 1/8 x 4 1/8" 8 pcs per sq.ft (approx)	6104V	6204V	6304V	6404V	6504V	6604V	6704V	6804V
		75 x 75mm 178 pcs per m ² 3 x 3" 16 1/2 pcs per sq.ft (approx)	6103V	6203V	6303V	6403V	6503V	6603V	6703V	6803V
		53 x 53mm 356 pcs per m ² 2 x 2" 33 pcs per sq.ft (approx)	6102V	6202V	6302V	6402V	6502V	6602V	6702V	6802V
NEW SQUARE		37 x 37mm 730 pcs per m ² 1 1/2 x 1 1/2" 68 pcs per sq.ft (approx)	6141V	-	6341V	6441V	-	6641V	-	6841V
RECTANGLES		151 x 75mm 88 pcs per m ² 6 x 3" 8 pcs per sq.ft (approx)	6123V	6223V	6323V	6423V	6523V	6623V	6723V	6823V
		151 x 53mm 125 pcs per m ² 6 x 2" 11 1/2 pcs per sq.ft (approx)	6122V	6222V	6322V	6422V	6522V	6622V	6722V	6822V
		151 x 24mm 276 pcs per m ² 6 x 1" 25 1/2 pcs per sq.ft (approx)	6121V	6221V	6321V	6421V	6521V	6621V	6721V	6821V
		106 x 53mm 178 pcs per m ² 4 1/8 x 2" 16 1/2 pcs per sq.ft (approx)	6124V	-	6324V	6424V	-	-	-	-
NEW RECTANGLE		305 x 75mm 44 pcs per m ² 12 x 3" 4 pcs per sq.ft (approx)	6125V	-	6325V	6425V	-	-	-	
SKIRTING		149 x 98mm 6.71 pcs per lin.m 6 x 3 7/8" 2 pcs per lin.ft. (approx)	6137V	6237V	6337V	-	-	-	-	-
STEP TREAD		151 x 75mm 6.62 pcs per lin.m 6 x 3" 2 pcs per lin.ft. (approx)	6135V	-	6335V	-	-	-	-	-
TRIANGLES		149 x 106 x 106mm 178 pcs per m ² 6 x 4 1/8 x 4 1/8" 16 1/2 pcs per sq.ft (approx)	6116V	6216V	6316V	6416V	6516V	6616V	6716V	6816V
		104 x 73 x 73mm 375 pcs per m ² 4 1/8 x 3 x 3" 35 pcs per sq.ft (approx)	6114V	6214V	6314V	6414V	6514V	6614V	6714V	6814V
		73 x 52 x 52mm 740 pcs per m ² 3 x 2 x 2" 69 pcs per sq.ft (approx)	6113V	6213V	6313V	6413V	6513V	6613V	6713V	6813V
		50 x 36 x 36mm 1543 pcs per m ² 2 x 1 1/2 x 1 1/2" 143 pcs per sq.ft (approx)	6112V	6212V	6312V	6412V	6512V	6612V	6712V	6812V
OCTAGON		151 x 151mm 44 pcs per m ² 6 x 6" 4 pcs per sq.ft (approx)	6131V	6231V	6331V	6431V	6531V	6631V	6731V	6831V
NEW OCTAGON		106 x 106mm 89 pcs per m ² 4 1/8 x 4 1/8" 8 pcs per sq.ft (approx)	6140V	-	-	6440V	-	-	-	
TRAPEZIUM		149 x 52mm 246 pcs per m ² 6 x 2" 23 pcs per sq.ft (approx)	6132V	6232V	6332V	6432V	-	-	6732V	-
HEXAGON		150 x 75mm 119 pcs per m ² 6 x 3" 11 pcs per sq.ft (approx)	6134V	6234V	6334V	-	6534V	-	6734V	-
CLASSIC HEXAGON		127mm 72 pcs per m ² 5" 6 1/2 pcs per sq.ft (approx)	6136V	6236V	6336V	6436V	-	-	-	6836V
NEW LARGE CLASSIC HEXAGON		185 x 185mm 34 pcs per m ² 7 1/4 x 7 1/4" 3 pcs per sq.ft (approx)	-	-	6338V	-	-	6638V	-	6838V
NEW DIAMOND		182 x 105mm 100 pcs per m ² 7 1/8 x 4 1/8" 9 pcs per sq.ft (approx)	-	-	6339V	-	-	6639V	-	6839V
NEW EQUILATERAL TRIANGLE		104 x 89mm 200 pcs per m ² 4 1/8 x 3 1/2" 18 1/2 pcs per sq.ft (approx)	-	-	6318V	-	-	6618V	-	6818V

NEW					NEW	NEW	NEW			
PUGIN BLUE	DOVER WHITE	OLD LONDON	REGENCY BATH	ROYAL PALLADIAN	CHESTER MEWS	HOLKHAM DUNE	REVIVAL GREY			
-	7106V	7206V	7306V	7406V	7506V	7606V	7706V		151 x 151mm 44 pcs per m ² 6 x 6" 4 pcs per sq.ft (approx)	SQUARES
6904V	7104V	7204V	7304V	7404V	7504V	7604V	7704V		106 x 106mm 89 pcs per m ² 4 1/8 x 4 1/8" 8 pcs per sq.ft (approx)	
-	7103V	7203V	7303V	7403V	-	-	-		75 x 75mm 178 pcs per m ² 3 x 3" 16 1/2 pcs per sq.ft (approx)	
6902V	7102V	7202V	7302V	7402V	-	-	-		53 x 53mm 356 pcs per m ² 2 x 2" 33 pcs per sq.ft (approx)	
6941V	-	7241V	-	-	-	-	-		37 x 37mm 730 pcs per m ² 1 1/2 x 1 1/2" 68 pcs per sq.ft (approx)	
-	7123V	7223V	7323V	7423V	-	-	-		151 x 75mm 88 pcs per m ² 6 x 3" 8 pcs per sq.ft (approx)	RECTANGLES
-	7122V	7222V	-	-	-	-	-		151 x 53mm 125 pcs per m ² 6 x 2" 11 1/2 pcs per sq.ft (approx)	
6921V	7121V	7221V	7321V	7421V	-	-	-		151 x 24mm 276 pcs per m ² 6 x 1" 25 1/2 pcs per sq.ft (approx)	
-	7124V	7224V	7324V	7424V	-	-	-		106 x 53mm 178 pcs per m ² 4 1/8 x 2" 16 1/2 pcs per sq.ft (approx)	
-	-	7225V	-	-	7525V	7625V	7725V		305 x 75mm 44 pcs per m ² 12 x 3" 4 pcs per sq.ft (approx)	
-	7137V	-	-	-	-	-	-		149 x 98mm 6.71 pcs per lin.m 6 x 3 7/8" 2 pcs per lin.ft. (approx)	SKIRTING
-	-	-	-	-	-	-	-		151 x 75mm 6.62 pcs per lin.m 6 x 3" 2 pcs per lin.ft. (approx)	STEP TREAD
-	7116V	7216V	7316V	7416V	-	-	-		149 x 106 x 106mm 178 pcs per m ² 6 x 4 1/8 x 4 1/8" 16 1/2 pcs per sq.ft (approx)	TRIANGLES
-	7114V	7214V	7314V	7414V	-	-	-		104 x 73 x 73mm 375 pcs per m ² 4 1/8 x 3 x 3" 35 pcs per sq.ft (approx)	
6913V	7113V	7213V	7313V	7413V	-	-	-		73 x 52 x 52mm 740 pcs per m ² 3 x 2 x 2" 69 pcs per sq.ft (approx)	
6912V	7112V	7212V	7312V	7412V	-	-	-		50 x 36 x 36mm 1543 pcs per m ² 2 x 1 1/2 x 1 1/2" 143 pcs per sq.ft (approx)	
-	7131V	7231V	-	-	-	-	-		151 x 151mm 44 pcs per m ² 6 x 6" 4 pcs per sq.ft (approx)	OCTAGON
-	-	7240V	-	-	-	-	-		106 x 106mm 89 pcs per m ² 4 1/8 x 4 1/8" 8 pcs per sq.ft (approx)	NEW OCTAGON
-	7132V	7232V	7332V	-	-	-	-		149 x 52mm 246 pcs per m ² 6 x 2" 23 pcs per sq.ft (approx)	TRAPEZIUM
-	7134V	7234V	7334V	-	-	-	-		150 x 75mm 119 pcs per m ² 6 x 3" 11 pcs per sq.ft (approx)	HEXAGON
-	7136V	7236V	7336V	-	-	-	-		127mm 72 pcs per m ² 5" 6 1/2" pcs per sq.ft (approx)	CLASSIC HEXAGON
-	7138V	-	-	-	7538V	7638V	7738V		185 x 185mm 34 pcs per m ² 7 1/4 x 7 1/4" 3 pcs per sq.ft (approx)	NEW LARGE CLASSIC HEXAGON
6939V	7139V	-	-	-	7539V	7639V	7739V		182 x 105mm 100 pcs per m ² 7 1/8 x 4 1/8" 9 pcs per sq.ft (approx)	NEW DIAMOND
6918V	7118V	-	-	-	7518V	7618V	7718V		104 x 89mm 200 pcs per m ² 4 1/8 x 3 1/2" 18 1/2 pcs per sq.ft (approx)	NEW EQUILATERAL TRIANGLE

Specifications / Spécifications / Technische Daten / Specificaties / Технические данные напольной плитки

<p>Producer Original Style Ltd, Falcon Road, Sowton Industrial Estate, Exeter, Devon EX2 7LB, England, declares that their Victorian dust pressed floor and wall tiles for internal and external uses are in conformity with 89/106/CEE directive.</p>	<p>Das Unternehmen Original Style Ltd, Falcon Road, Sowton Industrial Estate, Exeter, Devon EX2 7LB erklärt, dass die trockengepressten Boden- und Wandfliesen „Victorian“ zur Verwendung in Innen- und Außenbereichen der Richtlinie 89/106/CEE entsprechen.</p>
<p> EN 14411 Dry pressed vitrified tiles group Blb for internal or external wall and flooring</p>	<p> EN 14411 Trockengepresste Steinzeugfliesen, Gruppe Blb zur Verwendung als Wand- und Bodenfliesen für Innen- und Außenbereiche</p>
<p>La société Original Style Ltd, basée à Falcon Road, Sowton Industrial Estate, Exeter, Devon EX2 7LB, confirme que ses carreaux pressés à sec Victorian, à usage intérieur et extérieur sur sols et murs, sont conformes à la directive 89/106/CEE.</p>	<p>Het bedrijf Original Style Ltd, Falcon Road, Sowton Industrial Estate, Exeter, Devon EX2 7LB, verklaart dat hun drooggeperste Victorian vloer- en wandtegels voor binnen- en buitengebruik, overeenkomstig zijn met de richtlijn 89/106/CEE.</p>
<p> EN 14411 Carreaux vitrifiés pressés à sec du groupe Blb pour usage intérieur et extérieur sur sols et murs</p>	<p> EN 14411 Drooggeperste met een absorptie van minder dan 3% tegels van groep Blb voor wanden en vloeren binnen en buiten</p>

<p>Tested to Testé aux normes Getestet nach Getest volgens Испытано на</p>	<p>BS EN ISO 14411, in conjunction with BS EN ISO 10545 parts 1-16 BS EN ISO 14411, en conjonction avec BS EN ISO 10545 sections 1-16 BS EN ISO 14411, in Verbindung mit BS EN ISO 10545 Teile 1-16 BS EN ISO 14411, in combinatie met BS EN ISO 10545 Teile 1-16 BS EN ISO 14411, совместно с BS EN ISO 10545, разделы 1-16</p>
<p>Description Description Beschreibung Omschrijving Описание</p>	<p>Annex H, dry pressed ceramic tiles with low water absorption 0.5 - 3%, Group Blb, vitrified Annexe H, carreaux en céramique pressés à sec, à faible absorption d'eau 0,5 - 3%, Groupe Blb, vitrifiés Annex H, trockengepresste Keramikfliesen mit niedriger Wasseraufnahme 0,5 - 3%, Gruppe Blb, verglast Annex H, droog geperste keramiek tegels met lage waterabsorptie 0,5 - 3%, Groep Blb, verglaasd Приложение H, керамическая плитка сухого прессования, с низкой влагопоглощаемостью – 0,5-3%, группа Blb, остеклованная</p>
<p>Dimensions and surface quality Dimensions et qualité de surface Maße und Oberflächenqualität Afmetingen en oppervlaktekwaliteit Габариты и качество поверхности</p>	<p>BS EN ISO 10545:2, Annex H. Conforms to all standards for dimension and surface quality BS EN ISO 10545:2, Annexe H. conforme à toutes les normes pour les dimensions et la qualité de surface BS EN ISO 10545:2, Annex H. Entspricht allen Normen für Größe und Oberflächenqualität BS EN ISO 10545:2, Annex H. conform alle richtlijnen voor afmetingen en kwaliteit van oppervlakte BS EN ISO 10545-2, Приложение H: соответствует всем стандартам для размеров и качества поверхности</p>
<p>Working tolerances Marges de tolérance Fertigungstoleranz Werktolerantie Производственный допуск</p>	<p>From the work size: 7cm ≤ N < 15cm - +/- 0.9mm N ≥ 15cm +/- 0.6% to a max of +/- 2.0mm De la taille réelle: 7 cm ≤ N < 15 cm - +/- 0.9 mm N ≥ 15 cm +/- 0.6% jusqu'à un maximum de +/- 2.0 mm Von der tatsächlichen Größe: 7 cm ≤ N < 15 cm - +/- 0.9 mm N ≥ 15 cm +/- 0.6 % bis max +/- 2.0 mm Van tegelafmeting: 7 cm ≤ N < 15 cm - +/- 0.9 mm N ≥ 15 cm +/- 0.6% tot een max van +/- 2.0 mm От рабочего размера: 7 cm ≤ N < 15 cm - +/- 0.9 мм N ≥ 15 cm +/- 0.6% к макс = +/- 2.0 мм</p>
<p>Mohs scale surface resistance Résistance de surface selon l'échelle de Mohs Oberflächenhärte nach Moh-Skala Mohs schaal voor oppervlaktebestendigheid Поверхностное сопротивление по шкале Моса</p>	<p>7</p>
<p>Chemical resistance Résistance chimique Chemikalienbeständigkeit Chemische bestendigheid Химическая стойкость</p>	<p>BS EN ISO 10545-13: conforms to standard UHA, ULA, UA BS EN ISO 10545-13: conforme à toutes les normes UHA, ULA, UA BS EN ISO 10545-13: Entspricht dieser Norm UHA, ULA, UA BS EN ISO 10545-13: conform richtlijnen UHA, ULA, UA BS EN ISO 10545-13: соответствует стандарту UHA, ULA, UA</p>
<p>Thermal shock Choc thermique Thermoschock Thermale schok Перепад температур</p>	<p>BS EN ISO 10545-9: conforms to standard BS EN ISO 10545-9: conforme à toutes les normes BS EN ISO 10545-9: Entspricht dieser Norm BS EN ISO 10545-9: conform richtlijnen BS EN ISO 10545-9: соответствует стандарту</p>
<p>Coefficient of restitution Coefficient de restitution Stoßfestigkeit Restitutie coëfficiënt Коэффициент восстановления</p>	<p>BS EN ISO 10545-5: conforms to standard BS EN ISO 10545-5: conforme à toutes les normes BS EN ISO 10545-5: Entspricht dieser Norm BS EN ISO 10545-5: conform richtlijnen BS EN ISO 10545-5: соответствует стандарту</p>
<p>Modulus of rupture and breaking strength Résistance à la flexion et à la rupture Zug- und Biegefestigkeit Breukbestendigheid en -vastheid Модуль разрыва и прочность при разрыве</p>	<p>BS EN ISO 10545-4, > 1100N BS EN ISO 10545-4, > 1100N BS EN ISO 10545-4, > 1100N BS EN ISO 10545-4, > 1100N BS EN ISO 10545-4, > 1100N</p>
<p>Deep abrasion Abrasion profonde Tiefenabriebfestigkeit Diepe afschuring Износостойкость</p>	<p>BS EN ISO 10545-6 1997: 24mm = 116mm³</p>
<p>Slip resistance in shod conditions Résistance au glissement avec chaussures Rutschfestigkeit bei Verwendung von Schuhen Slipbestendigheid in droge omstandigheden Сопротивление скольжению при ношении обуви</p>	<p>DIN51130: R10</p>
<p>Inclined platform test under wet bare foot conditions Test sur plateforme inclinée et mouillée, pieds nus Test auf schräger Bühne unter nassen Barfußbedingungen Hellingstest met natte voeten Испытания на наклонной платформе босиком мокрыми ногами</p>	<p>DIN 51097: A</p>
<p>Suitability Usage Eignung Geschiktheid Применение</p>	<p>Most commercial applications, interior, exterior heavy domestic locations. If in doubt please refer to our technical department for further advice. Convient à la plupart des installations commerciales, et aux installations domestiques intérieures ou extérieures à usage fréquent. En cas de doute, prenez contact avec notre département technique pour de plus amples conseils. Für die meisten gewerblichen Anwendungen, Innen, Außen, stark benutzte Wohnbereiche. Im Zweifelsfall fragen Sie bitte unsere technische Abteilung nach Rat. Meeste commerciële toepassingen, interieur en exterior intensief huishoudelijk gebruik. Raadpleeg onze technische afdeling voor meer informatie in geval van twijfel. В различных промышленных условиях, в помещениях и на открытом воздухе. При возникновении сомнений следует обратиться за дополнительной консультацией в технический отдел компании.</p>
<p>Frost resistance Frost resistance advice Résistance au gel Conseils vis-à-vis de la résistance au gel Frostbeständigkeit Empfehlungen zur Frostbeständigkeit Vorstbestendigheid Advies ten aanzien van vorstbestendigheid Морозостойчивость</p>	<p>BS EN ISO 10545-12: No damage after 100 freeze thaw cycles. Tiles should not be laid on flat asphalt covered roads in areas subject to frost. Tiles used outdoors should have an impervious screed coating on the substrate prior to installing and laid in such a way that rainwater drains freely off them and cannot penetrate beneath and between them. They should be sealed with a UV resistant impregnator to prevent water penetration. Natural climatic conditions such as snow may cause 'spalling' (where the tile surface flakes as a result of snow freeze/thaw). No guarantees can be given against tiles being damaged by climatic conditions. BS EN ISO 10545-12: aucun endommagement après 100 cycles de gel et dégel. Il est déconseillé de poser les carreaux sur les bords plats enduits d'asphalte dans les zones sujettes au gel. Si les carreaux sont posés en extérieur, le substrat sur lequel ils reposent devra être recouvert d'un enduit imperméable et lissé avant l'installation, afin que l'eau de pluie s'écoule librement sans s'infiltrer en dessous des carreaux ou entre ceux-ci. Les joints doivent être posés avec un imprégnateur insensible aux UV afin d'empêcher toute pénétration d'eau. Des conditions climatiques naturelles, telle que la neige, peuvent entraîner « l'écaillage » des carreaux (lorsque la surface des carreaux s'effrite suite au gel ou au dégel de la neige). Nous ne pouvons donner aucune garantie contre l'endommagement de nos carreaux suite aux conditions climatiques. BS EN ISO 10545-12: Beschädigungsfrei nach 100 Frost-Tau-Zyklen. Fliesen sollen nicht auf flachen Asphalt-Dächern in frostgefährdeten Gebieten verlegt werden. Im Außenbereich müssen Fliesen auf undurchlässigem Estrich so verlegt werden, dass Regenwasser frei abfließen und nicht unter bzw. zwischen den Fliesen eindringen kann. Es muss ein UV-beständiges Imprägniermittel verwendet werden, um das Eindringen von Wasser zu verhindern. Aufgrund natürlicher Klimabedingungen, wie zum Beispiel Schnee, kann es zu „Abplatzungen“ kommen (wobei die Oberfläche der Fliesen aufgrund von Frost oder tauendem Schnee abplatzt). Eine Garantie gegen die Beschädigung von Fliesen durch klimatische Bedingungen kann nicht gegeben werden. BS EN ISO 10545-12: geen schade na 100 vorst-dooicycli. Tegels dienen niet te worden gelegd op platte asfaltvlakken in gebieden met vorst. Voor tegels die buiten worden gebruikt, dient de ondergrond te worden voorzien van een ondoordringbare deklaag voordat ze worden gezet. De tegels dienen zodanig te worden gezet dat het regenwater zonder belemmeringen ervan afloopt, en niet tussen de tegels kan doordringen. Ze moeten worden afgeloten met een UV-bestendige impregnerende om penetratie door het water te vermijden. Bepaalde weersomstandigheden (waarbij het oppervlak van de tegels afsplitst als gevolg van sneeuw, vriesen/dooien) kunnen leiden tot afbraakletsel. De garantie is niet van toepassing bij het beschadigd raken van de tegels door aan het weer gerelateerde factoren. BS EN ISO 10545-12: отсутствие повреждений после 100 циклов замораживания и размораживания. Плитку не следует укладывать на плоские крыши, покрытые асфальтом и расположенные в регионах, подверженных отрицательным температурам. Субстрат используемой на открытом воздухе плитки следует покрыть непроницающим выравнивающим раствором до того, как производится укладка плитки. Укладку необходимо производить таким образом, чтобы капли дождя свободно стекали с плитки и не могли просочиться под плитку или между плитками. Плитку следует герметизировать с помощью пропиточного раствора, обладающего защитой от УФ-излучения, что позволит предотвратить просачивание воды. Такие природные явления, как, например, снегопад, могут привести к «растрескиванию» плитки (когда в результате замерзания/оттаивания отслаивается поверхность плитки). Мы не предоставляем гарантий на случай повреждения плитки в результате климатических условий.</p>

Important Information

Installation

Before installing any tiles included in this brochure, please read the Original Style Victorian Floor Tiles Fixing Guide, www.originalstyle.com/en/guides/victorian-floor-tiles-fixing-guide. We strongly recommend that our tiles are laid by an experienced professional tiler. The satisfactory installation of all ceramic tiles depends on their application to a sound, level surface and use of the correct adhesive for that surface. Laying directly into wet cement is not recommended. Detailed guidelines are set out in BS5385: Part 3: 1989.

Grouting recommendations

Tiles should be spaced 2/3mm ($1/16 - 1/8$ ") apart and grouted with a grey cement based grout. Coloured grouts, including black, are likely to stain the tiles and are NOT recommended.

Protection against staining

Original Style Victorian floor tiles are unglazed and although they are classified as vitrified we recommend that they should be impregnated.

Internal use: An impregnator such as Lithofin KF Stain Stop may be used to protect against permanent staining. Special care must be taken not to apply more than the tiles can absorb and any excess must be removed. The installation should then be sealed with a wax or acrylic surface coating, such as Lithofin KF Tile Polish to make cleaning easier.

External use: For outside installations, use a UV resistant impregnator to protect against permanent staining. Special care must be taken not to apply more than the tiles can absorb and any excess must be removed.

Full sealing and cleaning recommendations are given in the Victorian Floor Tiles Fixing Guide at www.originalstyle.com/en/guides/victorian-floor-tiles-fixing-guide

Size variation

Dimensions provided are nominal. Due to the nature of the clay firing process tile dimensions may vary (See Specification page 84). Installers should particularly be aware that patterns consisting of tiles of one nominal size in two different colours may require increased grout spacing to allow for this variation.

Caution: The tile patterns, CAD drawings and borders are intended as approximate illustrations only. They should not be used as precise plans for any individual installation. In particular, tile cutting requirements – to finish pattern edges and to negotiate corners – will be different in each case. Original Style can accept no liability in respect of the reproduction of the designs.

Exterior use

Original Style floor tiles are suitable for outdoor use and are frost resistant, provided that they are laid in such a way that rainwater drains freely off them and cannot penetrate beneath and between them. Tiles should not be laid on flat, asphalt-covered roofs in areas subject to frost. Tiles laid outdoors should be impregnated with Lithofin KF Stain Stop or LTP Matt Stone to increase their water repellence.

Tile colours

Because the tiles are made of natural clays, some shade variation may occur between one tile and another of the same colour. It is therefore important to ensure that such shade differences are evenly distributed, before fixing the tiles, to obtain a satisfactory blend. The colours in the range are produced by adding stains to the natural clay. Hand decorated tiles are screen printed with inks in colours that, whilst they complement the tile colours, may not match them exactly.



Step treads and light reflection value (Irv)

We recommend that treads of a different colour to the adjacent pattern are selected in order to provide an additional, visual reminder of the edge to steps and stairs (available in Red and Black). Step treads are 9mm ($3/8$ ") thick. They are used (as shown in photograph) to provide additional strength on edges such as stairs.

Estimating tile quantities required

For patterns measure the area to be covered by the pattern in square metres (or 10 $\frac{3}{4}$ square feet) and multiply by the quantities given for specific patterns. Add 10% for wastage. For borders measure the length of the border in metres (3 feet) and multiply by the quantities given for specific patterns. Add 10% for wastage. In most settings some tile cutting will be necessary.

Patterns and borders

All the named patterns and borders in this brochure can be supplied in any combination of the colours listed in the Product Guide table on pages 80-81. Scales shown are approximate and should not be used in the detailed planning of floor layouts. Please see tile sizes in Product Guide table. The width of borders can be varied by adding or removing rectangles and/or trapeziums from the examples shown throughout this brochure (if this is the case then a border is captioned as a 'modified' version of patterns on pages 50-61). The colour combinations shown are intended as guidelines only.

Cavendish Borders and Corners: the Cavendish border can be laid with the thicker line either on the outside or the inside of the overall scheme. Although the corners are called 'Internal' and 'External' they are interchangeable. It is advisable to establish your preference and ensure that all border and corner tiles follow the same pattern and lay it out first before installing the tiles.

Computer aided design database

Interior designers and architects working with CAD (computer aided design) systems can obtain a free CAD database to help plan geometric pattern floors. It can be downloaded from our website at www.originalstyle.com/cad

It will help you to:

- Visualise floor tile layouts in their intended settings
- Design tiling layouts from scratch
- Experiment with different colour/pattern/border combinations
- Calculate tile quantities required

A CAD software program is required to run the CAD database. For further information, please contact Customer Services on +44 (0)1392 473000.

Availability

Please note that the octagon 106 x 106mm ($4\frac{1}{8} \times 4\frac{1}{8}$ ") is not available in Australasia.

Photography

Owing to variations in studio lighting and printing inks, the tile colours shown in this brochure may differ slightly from those of the actual tiles. It is always advisable to ask your Original Style supplier to show you a sample.

Limits of liability

Original Style accepts no liability for the faulty installation of its products. In the case of any claim relating to the tiles themselves, Original Style's liability, to the extent permitted by law, is limited to either the replacement of the product or a refund of the cost of the product, and does not extend to cover any consequential loss. Claims must be reported within seven working days from receipt of the tiles. Tiles must be inspected prior to installation and claims cannot be considered after the tiles have been installed. Please be advised that installation constitutes acceptance of the quality, colour, size, texture and shade of the tiles. Original Style warrants that its tiles conform to their description and are fit for their purpose. Original Style makes no other express or implied warranty as to fitness or suitability of the products for particular installations. We extend no guarantees, express or implied, as to wear resistance or maintenance procedures.

It is imperative to follow grout and adhesive manufacturers' instructions regarding their suitability with our products. If in doubt please consult the grout/adhesive stockist from whom you purchased the products. Original Style makes no representations as to the fitness for purpose of third party adhesives and grouts.

Please note the use of certain acid based cleaning products may cause some of the tiles to react and change in character.

Acknowledgements

We are very grateful to the following companies for their assistance with the photographic settings:

Amos Lighting	amoslighting.co.uk
A D Tiling	adinteriors.tiling@gmail.com
Aston Villa Football Club	avfc.co.uk
Bradford University School of Management Campus	bradford.ac.uk
Byggfabriken AB (Malmo, Sweden)	byggfabriken.com
Chadder & Co	chadder.com
Debenhams	debenhams.com
Eclectique	eclectique.co.uk
Fagins Antiques	faginsantiques.com
Furniture Village	furniturevillage.co.uk
Harry Morgan Restaurant	harryms.co.uk
Holy Trinity Church	holyltrinitystauell.org
Ivybridge Antique Baths	antiquebaths.com
John Lewis	johnlewis.com
Julian Surtees	juliansurtees.co.uk
Just Shutters	justshutters.co.uk
Laura Ashley	laurashley.com
McBains Antiques	sellingantiques.co.uk
Merchant House Antiques	merchanthouseantiques.co.uk
New York New York Hotel & Casino	nynyhotelcasino.com
Orange Tree	theorangeretree.co.uk
Pilgrim Antiques	pilgrimantiques.co.uk
Pink String	+44(0)1392 878978
Prinsen Restaurant	restaurang.prinsen.com
Revival	+44(0)1392 422070
Reflections	+44(0)1392 204529
Royal Bath (Bucharest, Romania)	royalbath.ro
Samuel Heath	samuel-heath.com
St Raphael's Church	straphael.org.uk
The Very Vintage Hire Company	veryvintagehire.co.uk
Totnes Tile Studio	totnestilestudio.co.uk
UKBW	ukbw.com
Vintage 57	+44(0)1460 282997
Welby & Wright	welbyandwright.com