











Tiles per square metre (10 $\frac{3}{4}$ square feet) based on pattern swatch:

SAMPLE*	SHAPE	COLOUR	CODE	SIZE (mm)	SIZE (inches)	QTY
	Square	Holkham Dune	7604V	106x106	4 $\frac{1}{8}$ x 4 $\frac{1}{8}$	31
	Rectangle	Royal Palladian	7424V	106x53	4 $\frac{1}{8}$ x 2	48
	Rectangle	Red	6124V	106x53	4 $\frac{1}{8}$ x 2	10
	Triangle	White	6416V	149x106x106	6x4 $\frac{1}{8}$ x 4 $\frac{1}{8}$	19
	Triangle	Royal Palladian	7414V	104x73x73	4 $\frac{1}{8}$ x 3x3	19
	Triangle	Red	6113V	73x52x52	3x2x2	29
	Triangle	White	6413V	73x52x52	3x2x2	29
	Square	White	6403V	75x75	3x3	3
	Square	White	6402V	53x53	2x2	10

* not shown to scale



for more setting shots please see the
 latest Victorian Floor Tile brochure